

# Google Classroom



*We are going to show you how to get onto the Google Classroom at home.*

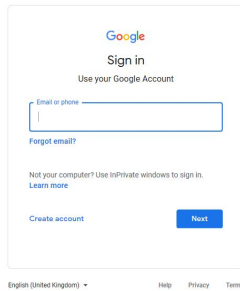
*When you go onto a device at home, you need to open the internet.*

*You might have Google Chrome, Internet Explorer or Firefox.*

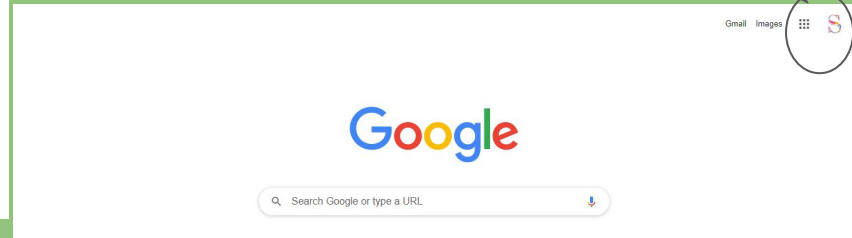


*Put your hand up - which internet browser do you have at home, if you know?*

Open your internet browser and type 'google.classroom.com' in the address bar at the top (URL bar). Your screen will look like one of these:



This letter is important!

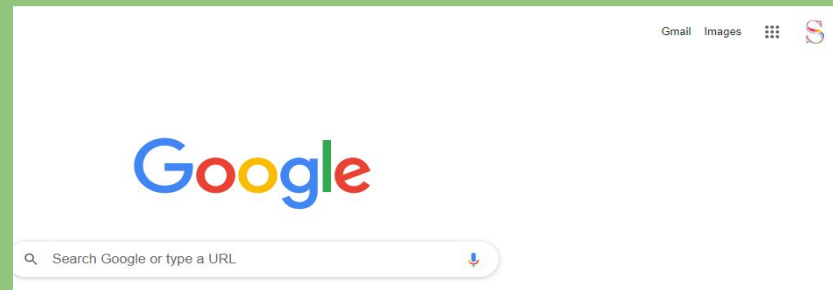
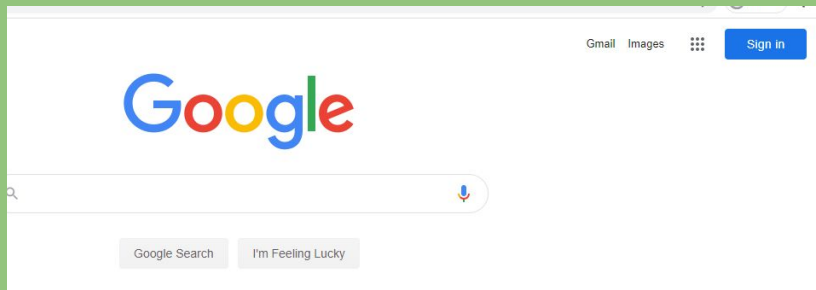


*If there is a letter in the corner like in the second picture, then someone is already signed into google. The letter is your first initial, so if your name was John, the letter would say J.*

*If you click the letter, it will tell you the email address that it is signed into. This may already be you, but it may be your parent/carer/sibling.*

*If it is not you, then you need to click on the letter and click 'add another account' and then 'use another account'*

*If your screen shows 'sign in' like in the first screen shot, then ignore the above and just click sign in.*

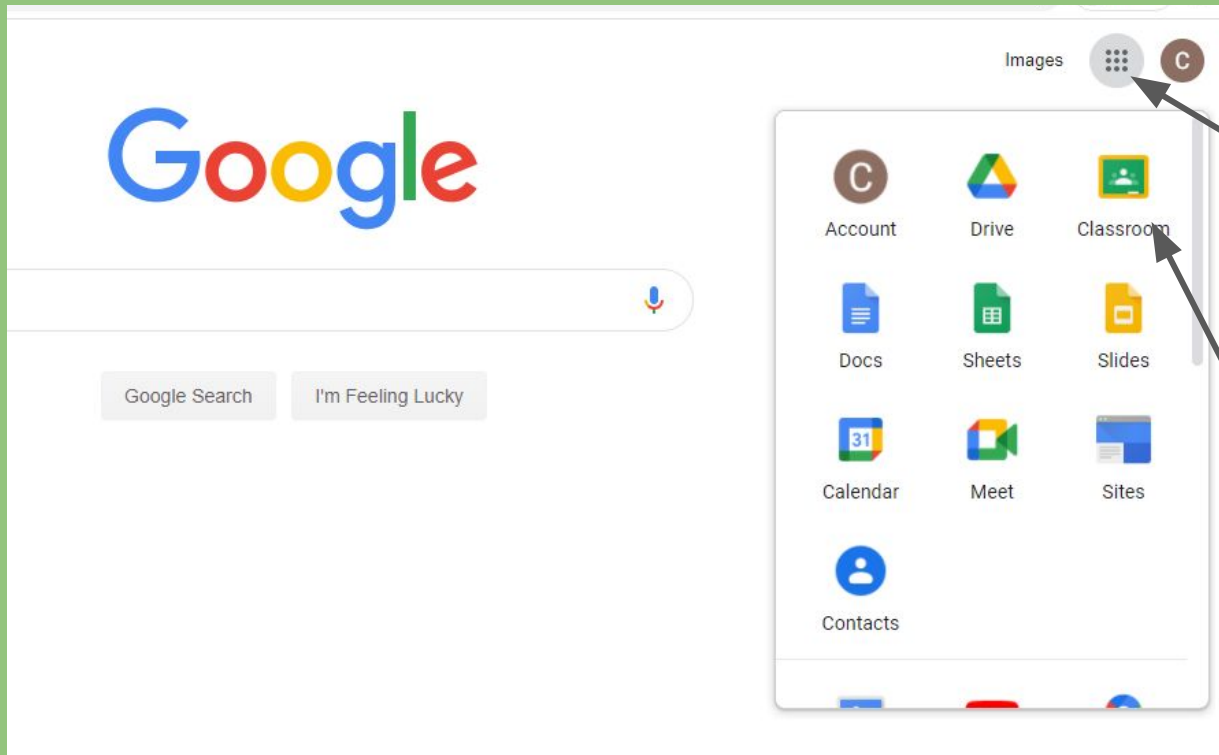


The image shows a screenshot of the Google sign-in interface. At the top, the Google logo is displayed in its multi-colored font. Below the logo, the text "Sign in" is centered, followed by the instruction "Use your Google Account". A large, empty text input field is positioned below, with the placeholder text "Email or phone" and a vertical cursor on the left. Underneath the input field, there is a blue link that says "Forgot email?". Further down, there is a line of text: "Not your computer? Use Guest mode to sign in privately." followed by another blue link "Learn more". At the bottom left, there is a blue link "Create account". At the bottom right, there is a blue rectangular button with the white text "Next".

*You will then see this screen.*

*This is where you enter your  
google classroom email  
address, then password,  
that you have been given.*

Once logged on, you will then see your first initial in the top right corner.



You then need to click on the 'waffle' that's next to the letter icon.

You will see the 'Classroom' logo there. Click it.

*Click your year group 2020/21 classroom  
and you are in!*

